

How to login and use KsTU Virtual Class (vclass)

1. Open any web browser (e.g. firefox, chrome, etc) and type in the search bar **vclass.kstu.edu.gh** and press enter


A screenshot of a web browser showing the login page for the KSTU Virtual Classroom. The browser's address bar displays 'https://vclass.kstu.edu.gh/login/index.php'. The page has a light blue background and a central white login box. At the top of the box is the KSTU logo and the text 'KSTU VIRTUAL CLASSROOM'. Below this are two input fields for 'Username' and 'Password', a 'Remember username' checkbox, and a blue 'Log in' button. To the right of the input fields, there are links for 'Forgotten your username or password?', a message 'Cookies must be enabled in your browser', and a section for 'Log in using your account on:' with an 'OpenID Connect' button. Below the login box, there is a section titled 'Is this your first time here?' with instructions: 'Kindly note that Lecturers and Students are to use the OpenID Connect to login to the Virtual Classroom. The default username and password section is for System Administrators. Use your Microsoft 365 Account / institutional email e.g. myname@kstu.edu.gh to login.'

2. You should see the interface above.



3. To sign-in to the vclass, kindly click on the **OpenID Connect** (whether you are a lecturer or a student)

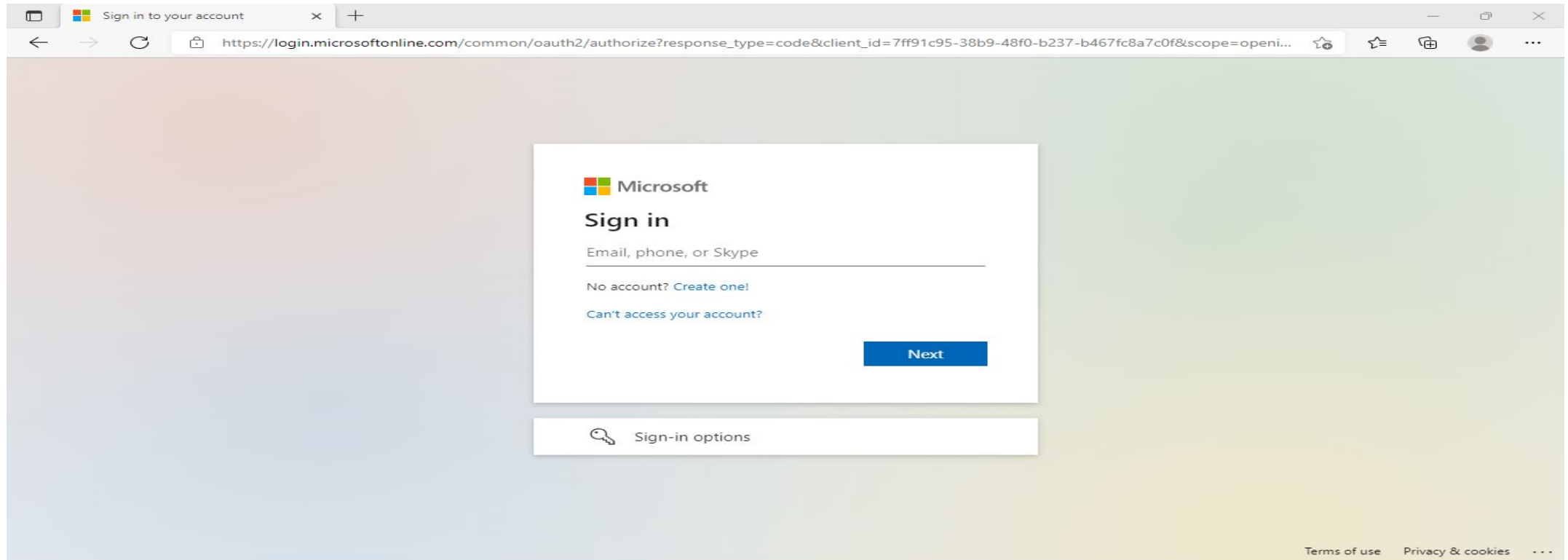
Log in using your account on:



OpenID Connect



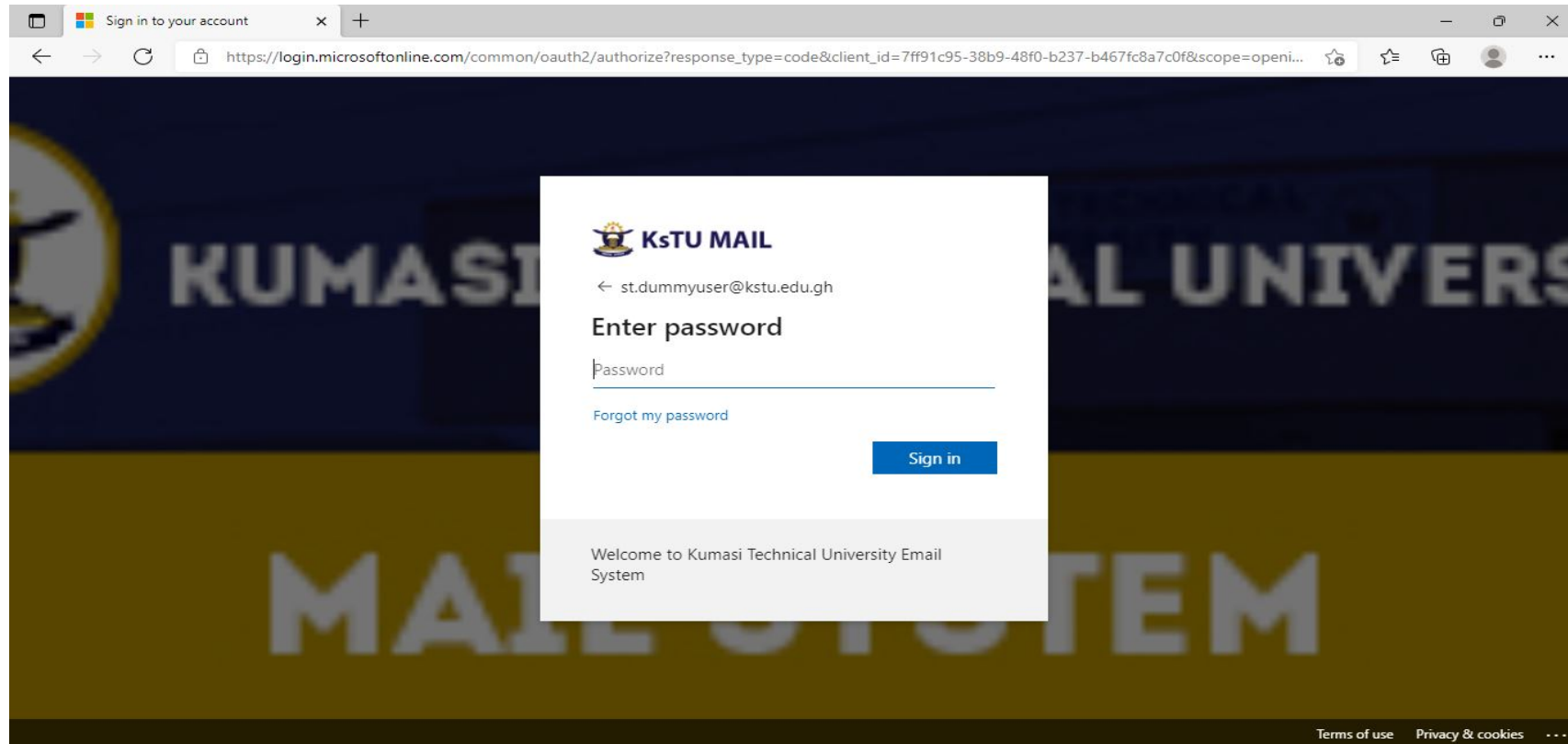
4. You should see a sign-in interface like the one below



5. Kindly enter your institutional email (e.g. st.dummyusers@kstu.edu.gh) and click next



6. Kindly enter your temporary password (e.g. Kug89075) and click on **Sign in**



7. Please note that your password is temporal and therefore you will be asked to change it after clicking on **Sign in**



8. In the **Current password** section, kindly enter your temporary password (e.g. Kug89075)

A screenshot of a web browser showing the KSTU Mail login page. The browser address bar shows 'https://login.microsoftonline.com/common/login'. The page has a dark blue background with 'KUMASI TECHNICAL UNIVERSITY' and 'MAIL SYSTEM' visible. A white modal window is centered on the screen. At the top of the modal is the KSTU logo and 'KSTU MAIL'. Below that is the email address 'st.dummyuser@kstu.edu.gh'. The main heading is 'Update your password', followed by a message: 'You need to update your password because this is the first time you are signing in, or because your password has expired.' There are three input fields: 'Current password', 'New password', and 'Confirm password'. A blue 'Sign in' button is at the bottom of the modal. At the bottom of the page, there are links for 'Terms of use' and 'Privacy & cookies'.

9. In the **New password** and **Confirm password** section, kindly enter your new password (e.g. Africa@2022) and confirm it. Please note that your password should be a strong one. It should contain Capital letters, small letters, symbols and numbers. Click on **Sign in** to continue.

10. You should now see the vclass interface like the one below. In the **Dashboard** and **Course overview** section, you should see all the courses you are enrolled in. Click on one of the courses



The screenshot displays the vclass dashboard interface. The browser address bar shows the URL <https://vclass.kstu.edu.gh/my/>. The dashboard includes a sidebar with navigation options: Site home, Calendar, Private files, My courses, and a list of enrolled courses: STA-STA221, STA-STA219, STA-STA217, STA-STA215, STA-STA213, STA-STA211, and STA-STA210. The main content area is titled "Course overview" and features a grid of course cards. The cards are filtered to show "All (except removed from view)" and are sorted by "Course name". The visible courses are:

- Semester 1 STA210: Calculus and Matrix Algebra I
- Semester 1 STA211: Probability III
- Semester 1 STA213: Sample Survey I
- Semester 1 STA215: Research Methodology

On the right side, there are several widgets: "Private files" (No files available), "Online users" (3 online users: Dummy User, Eric Antwi, Samuel Atimbire), "Latest badges" (You have no badges to display), and "Calendar".

11. These are the topics you are supposed to treat under this course. Please note that your lecturer will update the topics with the relevant materials



Course: STA211: Probability III

https://vclass.kstu.edu.gh/course/view.php?id=8689

VIRTUAL CLASSROOM SERVICE

Dummy User

STA-STA211

- Participants
- Badges
- Competencies
- Grades
- General
- Topic 1
- Topic 2
- Topic 3
- Topic 4
- Dashboard
- Site home

STA211: Probability III

Dashboard / My courses / STA-STA211

Announcements

Topic 1

Topic 2

Topic 3

Topic 4

THANK YOU

